



Online Learning Academy

2023-2024 Family Survey
Fall 2023

District

Parent engagement

Your average

100%

5 responses

District average:

Safety and behavior

Your average

100%

5 responses

District average: 85% Washington Elementary School District

School Fit

Your average

100%

5 r : t t D

School operations

Your average

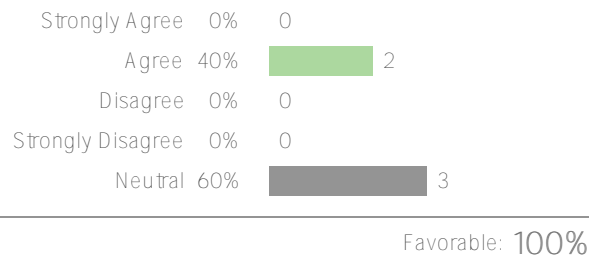
100%

5 responses

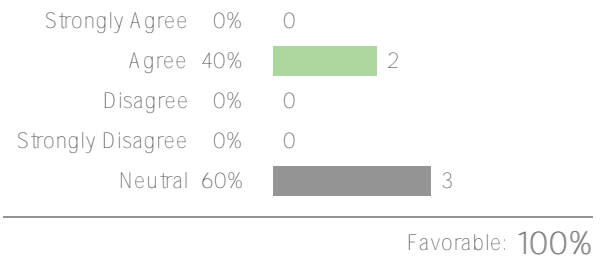
District average: 91% Washington Elementary School District

How did people respond?

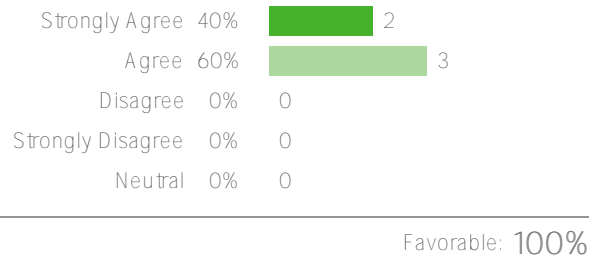
Q.1: Healthy food is served for breakfast and lunch.



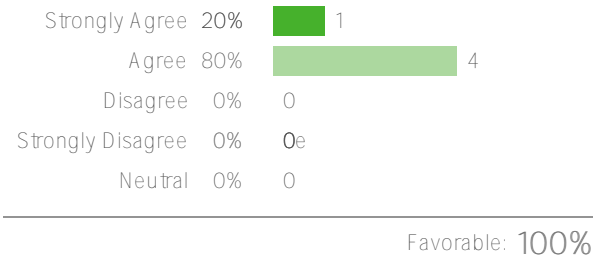
Q.2: My child gets enough to eat at school.




Q.3: My child's school is clean and provides a safe and healthy environment.



Q.4: My child's school grounds, classrooms and outer building are well-maintained.



Q.5: My child's school bus is on time most days.



Favorable: 100%

Social Awareness é a



Student support

Your average

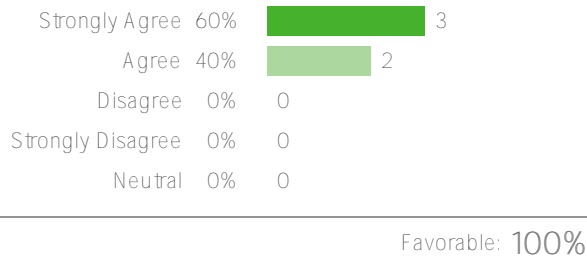
80%

5 responses

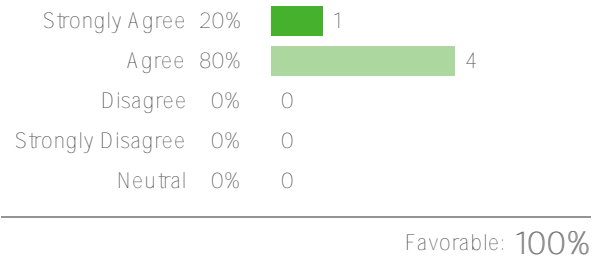
District average: 94% Washington Elementary School District

How did people respond?

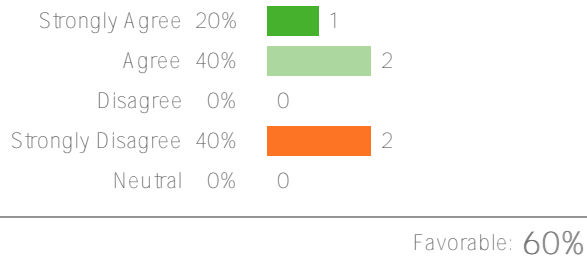
Q.1: My child knows there is an adult at school whom they can go to for help with an academic problem.



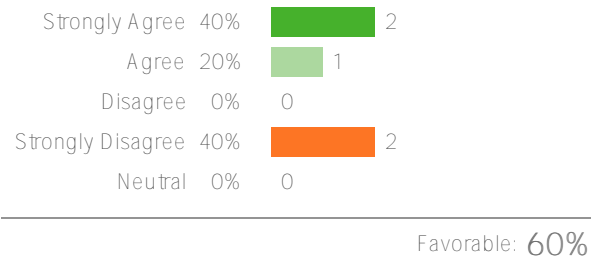
Q.2: My child knows there is an adult at school whom they can go to for help with a personal problem.



Q.3: My child is excited about going to school.



Q.4: The school staff makes decisions that are in the best interest of the students.



Supportive Relationships

Your average

100%

5 responses

District average: 96% Washington Elementary School District

How did people respond?

Favorable: 100%

Background Questions

How did people respond? _____

Q.1: What is your child's race or ethnicity?

Black	0%	0
White	33%	1
Asian	0%	0
American Indian or Alaska Native	0%	0
Native Hawaiian/ Pacific Islander	0%	0
Hispanic or Latino	67%	2
Two or More Races/Ethnicities	0%	0
Choose Not to Answer	0%	0